

CEREDIGION COUNTY COUNCIL

| | |
|--|---|
| Report to: | Cabinet |
| Date of meeting: | 14 February 2023 |
| Title: | Porth Cynnal Specialist Services (Children & Adults) Independent Reviewing Service Performance Management Report Qtr 1 2022/23 |
| Purpose of the report: | To monitor the progress of Looked After Children through Independent Reviewing Officers scrutiny of their plans and placements during the first quarter of 2022/2023. |
| For: | Information |
| Cabinet Portfolio and Cabinet Member: | Councillor Alun Williams, Deputy Leader of the Council and Cabinet Member for Through Age and Wellbeing |

This report represents the monitoring and quality assurance of Looked After Children who were reviewed during the first quarter of 2022/23.

This information contributes to Members fulfilling their roles as Corporate Parents.

The information is based on the monitoring forms completed by the Independent Reviewing Officers (IRO) following each Looked After Children Statutory Review (LAC Review) and is informed by other performance information held by Children Services.

The report includes National and Local standards and targets used to measure outcomes for Looked After Children (LAC) at the time of their statutory review, and includes Welsh Government Performance Indicators (PI's) and Local Performance Targets.

On the basis of the information available and the views expressed during the LAC Review Meeting, the IRO makes a professional judgement about the effectiveness of a child/young person's Care Plan in meeting their needs and may recommend changes to the Plan.

During the Review Meeting the IRO considers whether the child/young person who is being reviewed requires assistance to identify relevant other people to obtain legal advice/take proceedings on their behalf. This action was deemed necessary for 2 children/young persons in the period.

In addition, the IRO has regard as to whether the child/young person's human rights are being breached in any way and, if so, might make a referral to CAF/CASS. This action was not required at any of the review meetings in the period.

SUMMARY OF KEY POINTS;

- At the end of this Quarter, as of June 2022; there were 105 children being looked after by the Local Authority. This is an increase of 5 in the number of

children being looked after. At the end of Q4 there were 100 children being looked after.

- 83 children were reviewed in this quarter compared to 61 in the previous quarter 90.4% were reviewed within the statutory timeframe compared to 90.2% in the previous quarter. Considering that there are currently on 2 Independent Reviewing Officers in the team due to the other posts being vacant, the number of children/young people were high in this quarter.
- 2 children left care in this quarter compared to 3 in Quarter 4. 1 child/young person had their Care Orders revoked and 1 went on to Supported Lodgings/Independent Living arrangements.
- The placement provision for the children reviewed during this Quarter were 21 in Local Authority foster care, 17 placed with parents, 3 placed with family, 16 with an Independent Foster Agency, 6 in Residential Care, 13 with kinship carers, 2 placed for adoption in an adoption and 3 in supported lodgings. 1 was placed in a Mother and Baby Residential setting and 1 was in a hospital setting.
- Of the children reviewed in this quarter, 86.7% of children received a statutory visit. This was compared to 90.2% in Quarter 4.
- 53 of children reviewed were the subjects of a Full Care Order, 15 were subjects of an Interim Care Order, 5 were subjects of a Placement Order and 10 were under the legal status of Section 76.
- 50% of the care and support plans were recorded as being in place at the date of the first placement and of up to date plans available for the review.
- Length of time in Care for Ceredigion Lac children reviewed in Quarter 1 – 12 under 6 months, 12 between 6 – 12months, 20 between 1 – 2 years, 39 over 2 years.
- The number and percentage of placement plans (including education and health provision) that are assessed as meeting the needs of Looked after Children in Ceredigion are 95.2% in this Quarter.
- The percentage of children (of sufficient understanding) who were involved in or consulted about their review, was 100%
- The percentage of children who were made aware of their right for an advocacy service, was 100%
- Number and percentage of Parents consulted by the Social Workers before the review or who attended the review was 100%.
- 13 Pathway Plan Reviews were held in this quarter, 10 were held within timescales.
- The percentage of Young Persons on a Pathway Plan, with an allocated Personal Advisor / Social Worker was 100% during this Quarter.
- The Percentage of Young People Consulted for their Pathway Plan Review Meeting during this Quarter were 100%.

Has an Integrated Impact Assessment been completed? If, not, please state why

**Wellbeing of
Future
Generations:**

Summary:

This report is provided on an ongoing basis and demonstrates the continuing work that is undertaken with Looked after Children in Ceredigion.

Long term: Balancing short term need with long term planning for the future

- Integration:** Positively impacting on people, economy, environment and culture and trying to benefit all three
- Collaboration:** Working together with other partners to deliver
- Involvement:** Involving those with an interest and seeking their views; stakeholder engagement and consultation
- Prevention:** Putting resources into preventing problems occurring or getting worse

- Recommendation(s):** **Members to note the contents of the report**
- Reasons for decision:** To ensure that Ceredigion Local Authority and its officers and safeguarding partners are effectively discharging their statutory duties
- Overview and Scrutiny:** Healthier Communities Overview & Scrutiny Committee
- Policy Framework:** Corporate Strategy
- Corporate Priorities** Enabling individual and family resilience
- Finance and Procurement implications:** Within core budget
- Legal implications** None
- Staffing implications** None
- Property / asset implications** None
- Risk(s):** The report reflects a risk of harm to children and how they are safeguarded.
- Statutory Powers:** Children Act 1989, Children Act 2004, Social Services Well-being (Wales) Act 2014
- Background Papers:** Internal documents only that are held by Specialist Services
- Appendices:** Appendix A- Independent Reviewing Service Performance Management Report Quarter 1 2022/23
- Corporate Lead Officer:** Sian Howys, Corporate Lead Officer: Porth Cynnal
- Reporting Officer:** Sian Howys, Corporate Lead Officer: Porth Cynnal / Elizabeth Upcott, Corporate Manager: Safeguarding
- Date:** 21 September 2022

Cyngor Sir CEREDIGION County Council
Safeguarding Service

Independent Reviewing Service Performance Management Report

Quarter 1: 1st April 2022 – 30th June 2022



...yn gofalu i wneud gwahaniaeth
...taking care to make a difference

| CONTENTS | | |
|-----------------------|---|-----------|
| PAGE: | | |
| SECTION ONE: | INTRODUCTION | 3 |
| SECTION TWO: | CARE PLANNING | 4 |
| SECTION THREE: | CONSULTATION & PARTICIPATION | 21 |
| SECTION FOUR: | ISSUE RESOLUTION PROTOCOL | 24 |
| SECTION FIVE: | EVALUATION | 24 |
| SECTION SIX: | PATHWAY PLAN | 25 |
| SECTION SEVEN: | SHORT BREAK CARE | 27 |
| SECTION EIGHT: | SHORT BREAKS | 27 |
| SECTION NINE: | FOSTER CARERS | 27 |

SECTION ONE: INTRODUCTION

This report provides information collated by the Quality Assurance and Independent Reviewing Service in order to monitor performance and quality assure services to looked after children, care leavers, children in residential placements and those children who receive respite care and short breaks. The information is based on the monitoring forms completed by the Independent Reviewing Officers (IRO) following each review meeting within this quarter along with other performance information held by the Children and Families Service.

BENCHMARKING

This report includes national and local measures and targets used to measure outcomes for looked after children and care leavers at the time of their review meeting.

On the basis of the information available and the views expressed during the review meeting, the IRO makes a professional judgement about the effectiveness of a child/young person's care plan in meeting their needs and the IRO will highlight to managers any poor practice.

During the review meeting the IRO considers whether the child/young person requires assistance to identify relevant other people to obtain legal advice/take proceedings on their behalf. This action was deemed necessary for 2 children/young persons in the period.

In addition, the IRO has regard as to whether the child/young person's human rights are being breached in any way and, if so, might make a referral to CAF/CASS Cymru. This action was not required at any of the review meetings in the period.

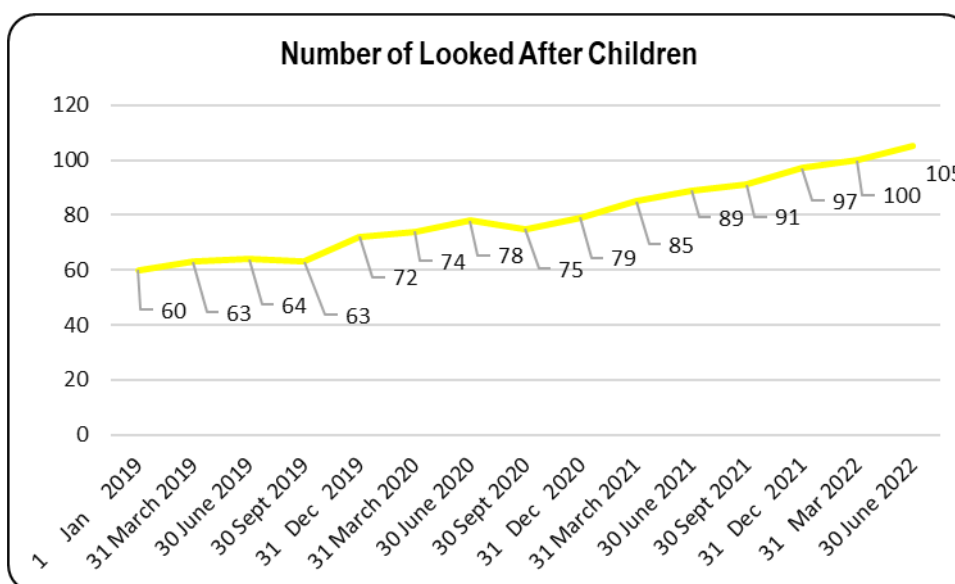
For any query or comment contact:

Elizabeth Upcott
Safeguarding Service
Penmorfa,
Aberaeron
SA46 0PA

SECTION TWO CARE PLANNING

1. Headline Figures for Q1:

| The following table and chart provide the total number of Looked After Children data at the end of each quarter commencing with the most recent quarter. | |
|---|-----|
| 30 June 2022 | 105 |
| 31 March 2022 | 100 |
| 31 December 2021 | 97 |
| 30 September 2021 | 91 |
| 30 June 2021 | 89 |
| 31 March 2021 | 85 |
| 31 December 2020 | 79 |
| 30 September 2020 | 75 |
| 30 June 2020 | 78 |
| 31 March 2020 | 74 |
| 31 December 2019 | 72 |
| 30 September 2019 | 63 |
| 30 June 2019 | 64 |
| 31 March 2019 | 63 |
| 1 January 2019 | 60 |



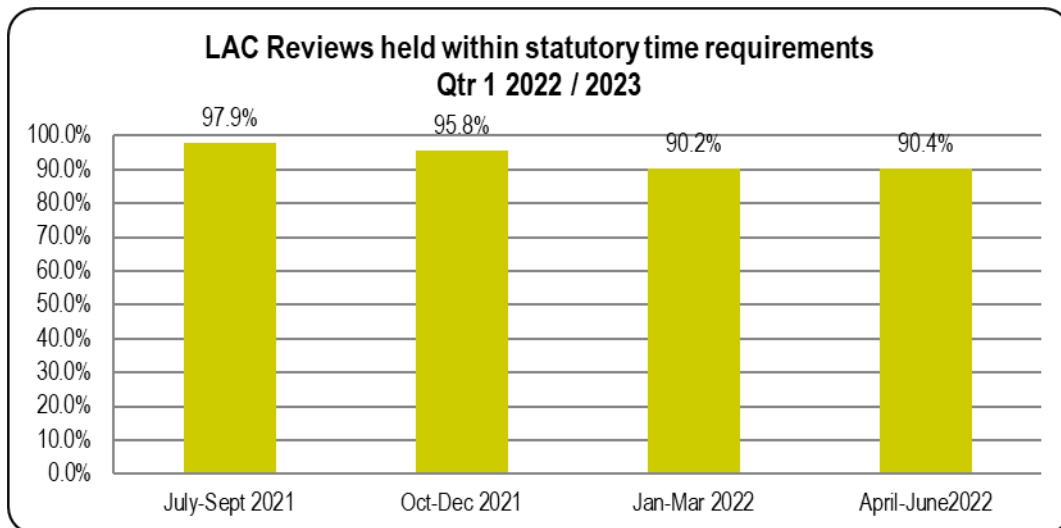
2. Number and percentage of Looked After Children Reviews undertaken within the statutory time requirement.

Target Set 100% - Target achieved 90.4%

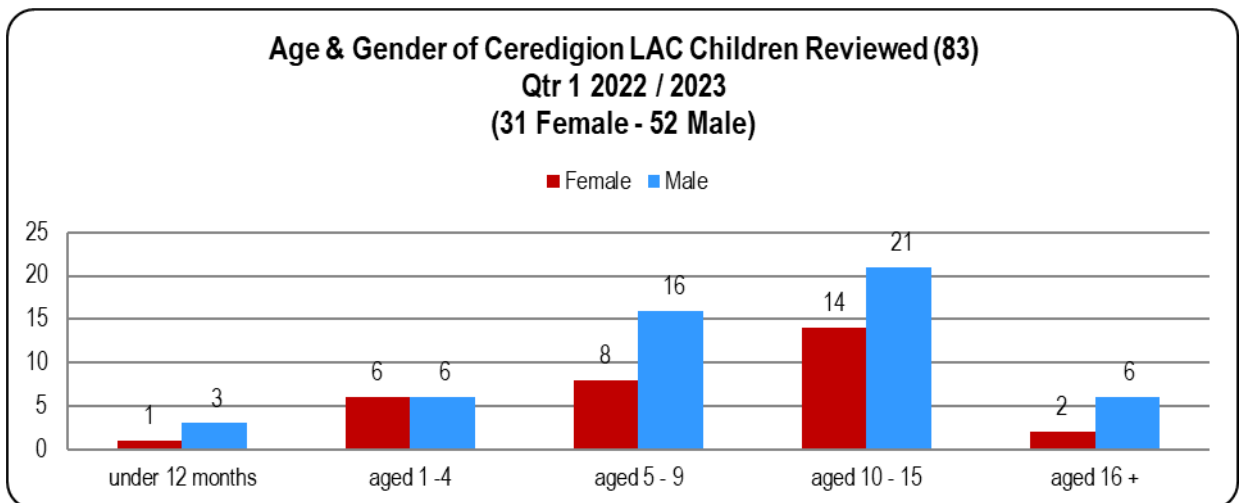
83 Children were reviewed within the Quarter.

- 75 (90.4%) LAC Review Meetings were undertaken within the statutory requirements.
- 8 (9.6%) LAC Review Meetings were held out of statutory requirements; the reasons recorded were as follows: -
 - The review was postponed for 1 child and a sibling group of 3 due to professionals' availability.
 - For 4 children (1 sibling group of 2 and 2 other children) the review was postponed at the Carers' request.

| | April-June 2022 | Jan-Mar 2022 | Oct-Dec 2021 | July-Sept 2021 | April-June 2021 |
|--|-----------------|--------------|--------------|----------------|-----------------|
| Number of children reviewed in the quarter | 83 | 61 | 72 | 48 | 67 |
| Number of reviews held in timescale | 75 | 55 | 69 | 47 | 66 |
| Number of reviews held out of timescales | 8 | 6 | 3 | 1 | 1 |

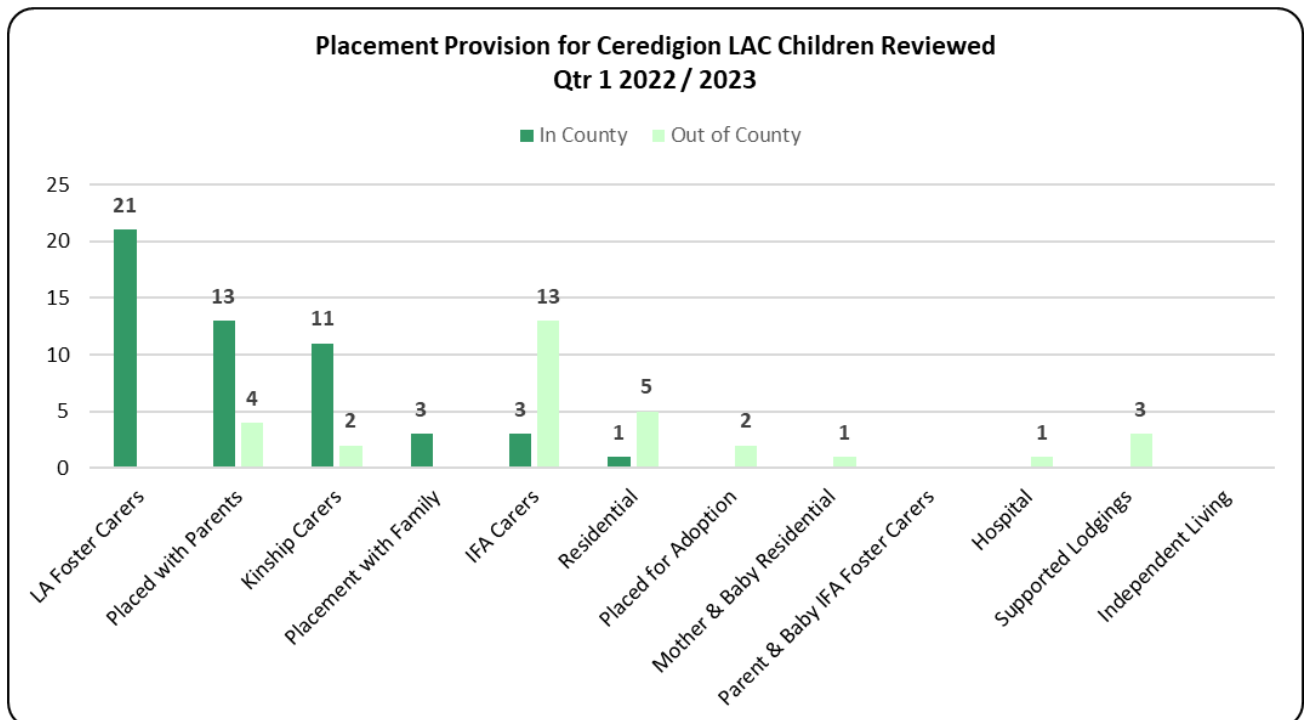


3. Age and Gender of the Children Reviewed in the Quarter:



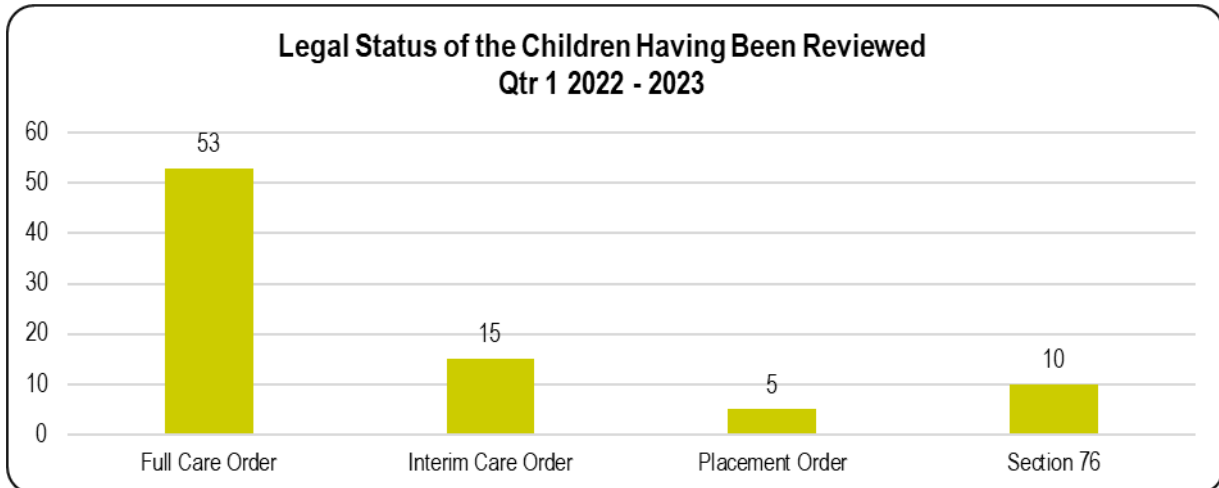
4. Nature of the Placement Provision of Children Reviewed in the Quarter:

| Type of Placement | In County | Out of County | Total |
|---------------------------------|-----------|---------------|-----------|
| LA Foster Carers | 21 | - | 21 |
| Placed with Parents | 13 | 4 | 17 |
| Kinship Carers | 11 | 2 | 13 |
| Placement with Family | 3 | - | 3 |
| IFA Carers | 3 | 13 | 16 |
| Residential | 1 | 5 | 6 |
| Adoption | - | 2 | 2 |
| Mother & Baby Residential | - | 1 | 1 |
| Parent & Baby IFA Foster Carers | - | - | - |
| Hospital | - | 1 | 1 |
| Supported Lodgings | - | 3 | 3 |
| Independent Living | - | - | - |
| | 52 | 31 | 83 |



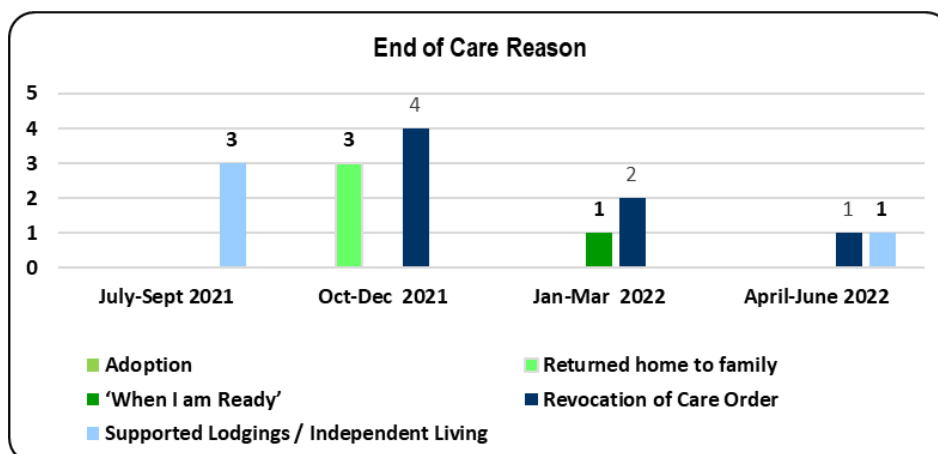
5. Legal Status of Children Reviewed in the Quarter:

| Legal Status of the Children Having Been Reviewed | |
|---|-----------|
| Full Care Order | 53 |
| Interim Care Order | 15 |
| Placement Order | 5 |
| Section 76 | 10 |
| Total | 83 |



6. Reasons for End of Care of the Children Reviewed

| Period | Number left care | End of Care Reason | | | | |
|-------------------|------------------|--------------------|-------------------------|-------------------|--------------------------|---|
| | | Adoption | Returned home to family | 'When I am Ready' | Revocation of Care Order | Supported Lodgings / Independent Living |
| April – June 2022 | 2 | 0 | 0 | 0 | 1 | 1 |
| Jan - Mar 2022 | 3 | 0 | 0 | 1 | 2 | 0 |
| Oct - Dec 2021 | 7 | 0 | 3 | 0 | 4 | 0 |
| July - Sept 2021 | 3 | 0 | 0 | 0 | 0 | 3 |
| Total | 15 | 0 | 3 | 1 | 7 | 4 |



7. Number and percentage of Looked After Children who have an allocated Social Worker.

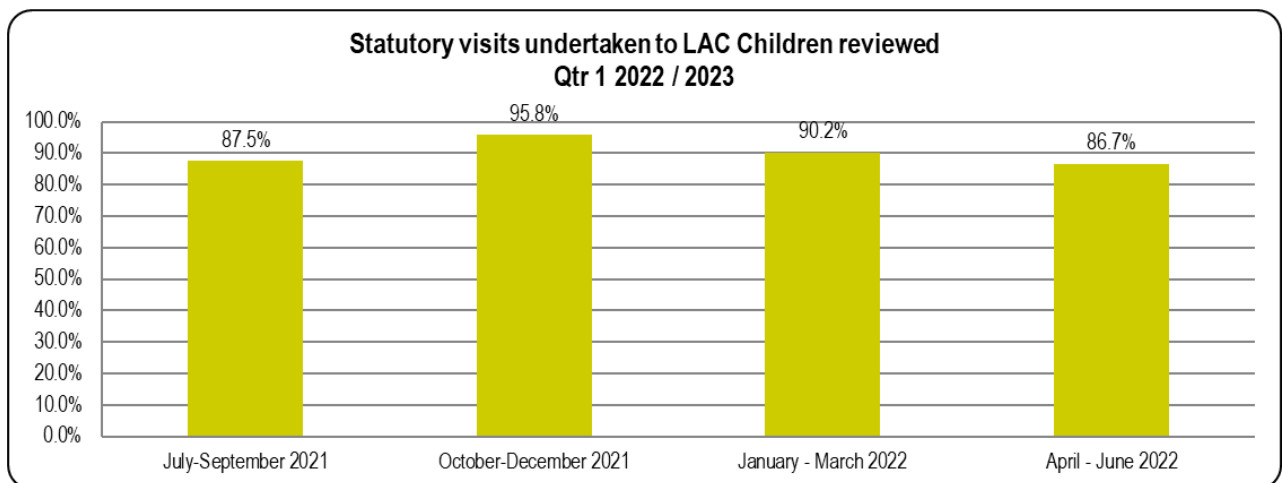
Target Set 100% - Target achieved 100.0%

- 83 (100.0%) LAC Reviews recorded that a qualified Social Worker was allocated and actively involved with the child.

8. Number and percentage of statutory visits undertaken to Looked After Children reviewed within the required timescales.

Target Set 100% - Target achieved 86.7%

- 72 (86.7%) Looked After Children received Social Worker visits in accordance with the statutory requirements.
- 11 (13.3%) Looked After Children did not receive Social Worker visits in accordance with the statutory requirements.



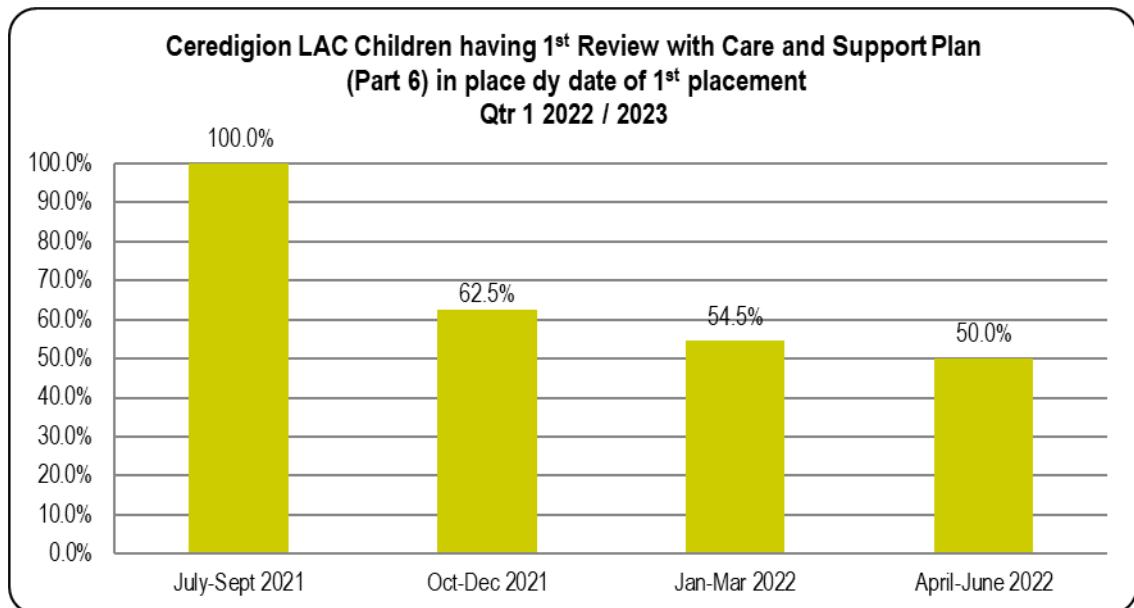
Comment: The staffing capacity within teams has an impact on statutory visits being undertaken and / or updated on the database.

9. Number and Percentage of Care and Support Plans (Part 6) in place at the date of the first placement and of up-to-date plans available for the Review.

Target Set 100% - Target achieved 50.0%

- There were 6 new LAC placements made during this quarter; 3 (50.0%) Review meetings recorded that the child / young person had a Care and Support Plan (Part 6) in place by the date of his/her placement. The Care and Support Plan (Part 6) wasn't in place by date of placement for the other 3 children / young

persons, however; was recorded as being in place at the time of the review for 1 young person.



- The IRO identified that updates were required to the Care and Support Plan records (Part 6) of 7 children. It was identified that the updating of the Care and Support Plan was still outstanding for all 7 children/young persons.

10. Number and percentage of Looked After Children who have a Permanency Plan by the second review if a return home has not been planned.

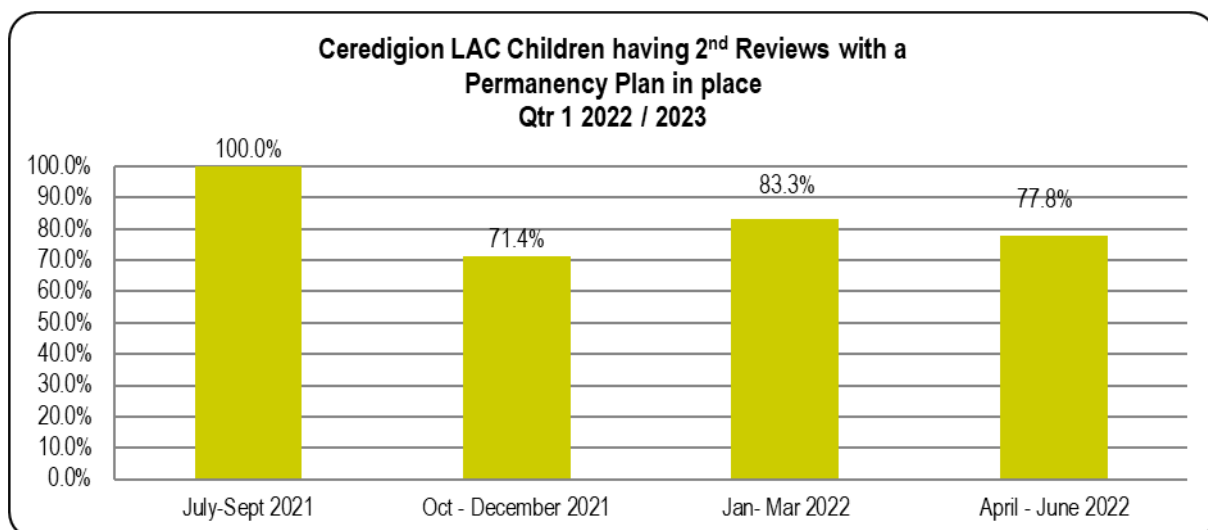
Target Set 100% - Target achieved 77.8%

- There were 9 second reviews during this quarter, 7 reviews (77.8%) recorded that a Permanency Plan had been agreed. This compares to 83.3% in the previous quarter.
- There were concerns recorded by the IRO in 13 (15.7%) reviews in this period regarding the progress of the Placement / Care and Support Plan / Permanency Plan.

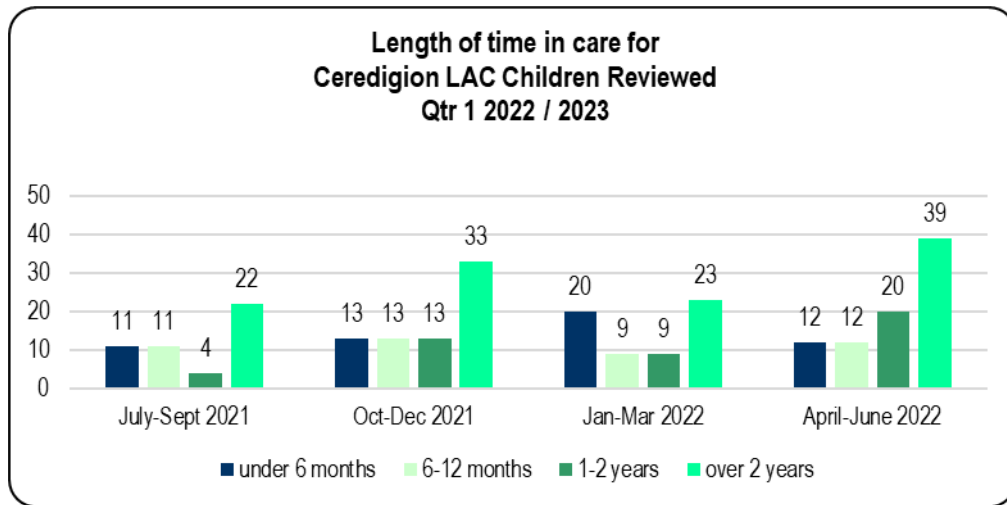
The nature of the concerns were as follows: -

- For 1 young person the placement was a long way from home and there was a delay in finding a placement closer to home. This was having an impact on young person's low mood.
- At a review for 2 siblings, it was noted that the Care Plan from initial LAC wasn't on the system, with a number of allocated workers since Dec 2021 - Care Plan was subsequently completed and updated.
- Lots of direct work needed to be undertaken with 1 young person to help them understand their past and support them in moving forward to an adoption placement; with ongoing concerns about the slowness of young person being matched for adoption.

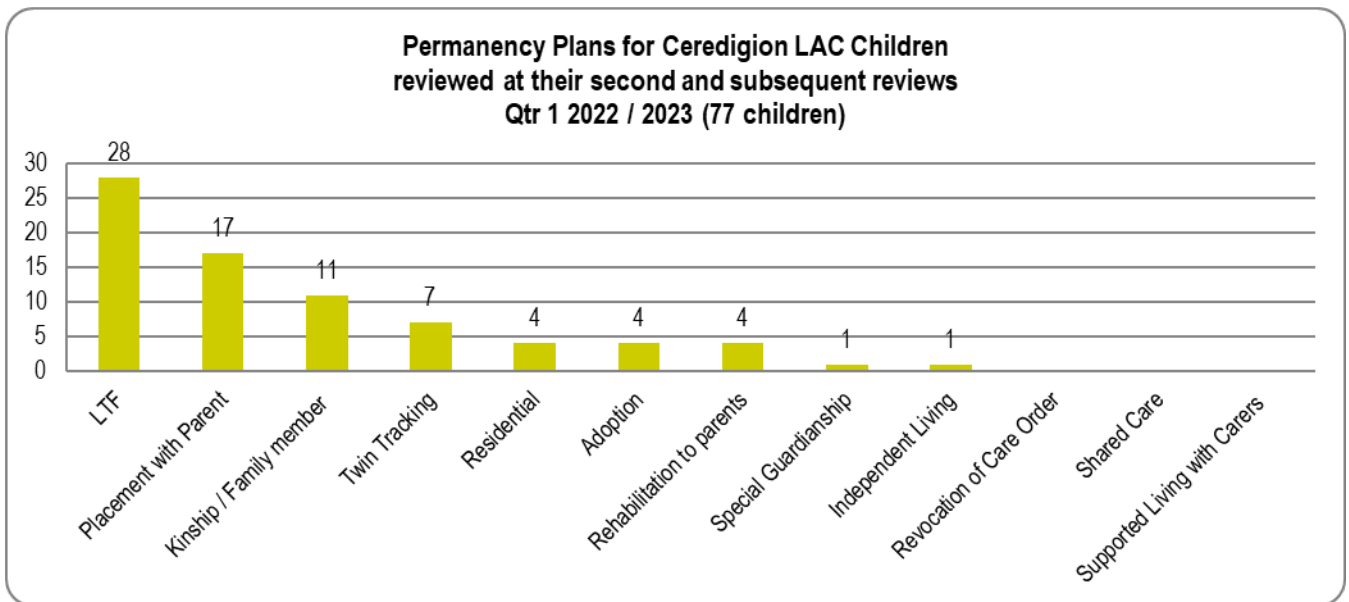
- There was drift in Adoption process progressing for 1 young person but case was allocated to a new Social Worker which would help in moving adoption process forward.
- It was noted in a review for 1 young person that there was drift as the placement was a short-term foster placement with a need to identify a long-term foster placement, which was impacting on Secondary School choice for September 2022.
- There were gaps in the recording of Stat visits in both 2018, 2019, 2020, 2021 & 2022 for a sibling group of 2, with a Drift in planning – with young persons' wishes needing to be heard and acknowledged.
- It was highlighted in a review for a sibling group of 2 that there were concerns regarding placement security and approval of the IFA Carer.
- A temporary short-term placement for 1 young person with the need for a long-term permanent was delaying therapeutic intervention as there was a need to be settled within a placement prior to start of any therapeutical services.
- One further sibling group of 2 raised concern in the current situation following breakdown of parental relationship and parent's new partners.



11. Length of Time in Care:



12: Nature of Permanency Plans:



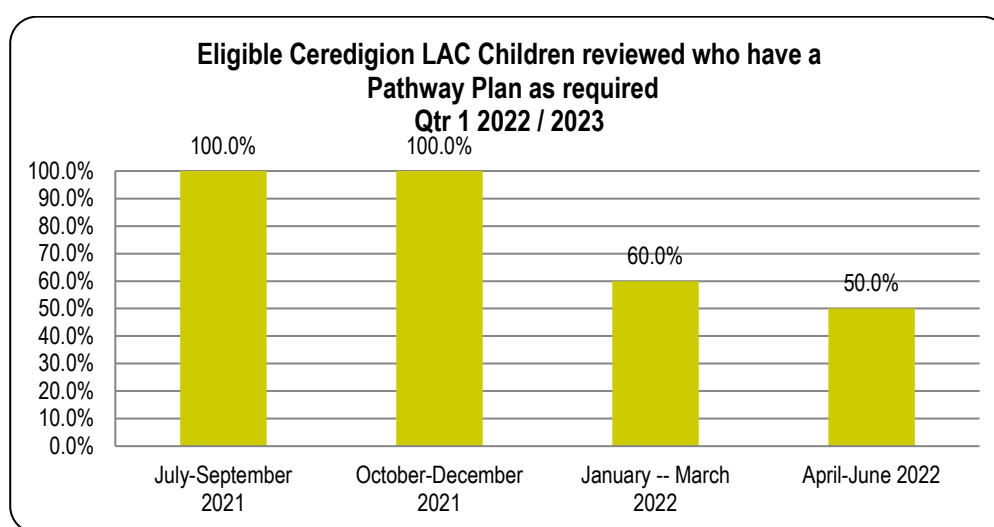
13. Number and percentage of Looked After Children receiving Short Break Care away from Main Carers

- 6 (7.2%) LAC Reviews noted that the child / young person was receiving short break care away from their main carer.

14. Number and percentage of eligible young people who have a Pathway Plan as required.

Target set: 100% Target Achieved 50.0%

- 2 (50.0%) Young People recorded that there was a Pathway Plan in place and were allocated a Personal Advisor.
- 2 (50%) Reviews (for the same person) recorded that the young person did not have a Pathway Plan in place, however the young person was allocated a Personal Advisor.
- 5 Further reviews noted that the young person was already allocated a personal Advisor.



15 Number and percentage of Looked After Children (of appropriate age and level of understanding) who understand the reasons for them being looked after.

Target Set 100% -Target achieved 93.4%

- The data for this performance indicator relates to 61 children / young persons as 22 children / young persons were not considered to be of an appropriate age and level of understanding to comprehend the reasons for being looked after.
- 57 (93.4%) Of this group showed some level of understanding about why they were cared for away from their families, which compares to 100.0% in the previous quarter.
- 4 (6.6%) Reviews for the same 2 sets of siblings documented that more work needed to be undertaken with the child / young person.

16. Number and percentage of Looked After Children (of appropriate age and level of understanding) understand their Care and Support Plan.

The data for this performance indicator relates to 55 children / young persons as 28 children / young persons were not considered to be of an appropriate age and level of understanding and were therefore not included in the figures.

- 54 (98.2%) of this group showed a level of understanding as to the nature of their Care and Support Plan (part 6).
- 1 (1.8%) Review recorded that this needed to be shared with the children / young persons.

17. National Measure 33: Number and percentage of moves for Looked after Children.

- 12 (14.5%) LAC Reviews reported that there was a change in a child's/young person's placement during this quarter; this compares to (19.7%) in the previous quarter.

The reasons for the changes in Placement were as follows:

- 1 Young person moved from a temporary residential placement to a further residential placement.
- 2 Reviews noted that the young person moved from a short-term placement to a residential placement.
- 2 Other Reviews noted that the young persons moved from a short-term placement to further short-term placement.
- 1 Young person moved area to be nearer to family in a supported placement.
- It was recorded at 1 Review that the young person had moved as a step down from a Mother and Baby Residential Unit to a Mother and Baby Foster Placement for further assessment.
- A negative placement with parent resulted in 1 young person moving to live with foster carers.
- For 1 further young person a placement move was made from foster carer to a family member.
- At a review for 2 siblings, it was recorded that they had moved from a placement within their family into foster care.
- A breakdown of a residential placement resulted in 1 other young person moving back into foster care.

18 Number and percentage of placement plans (including education and health provision) that are assessed as meeting the needs of Looked after Children.

Target Set 100% - Target achieved 95.2%

- 79 (95.2%) Placement/care and support plans were recorded as meeting the needs of the children / young people, which compares to 98.4% in the previous quarter.
- 4 (4.8%) Reviews recorded that Placement/care and support plan wasn't meeting the needs of the child / young person. The reasons recorded were: -
 - that there was a deterioration in the child / young person's behaviour as the short-term placement had progressed.
 - Placement was temporary only
 - For a sibling group of 2 there was concern due to parental separation.

19. Number and percentage of Safeguarding Concerns identified for Looked After Children during this quarter

- 6 (7.2%) LAC Reviews identified safeguarding concerns for the young person; it was confirmed that the concerns were being addressed.

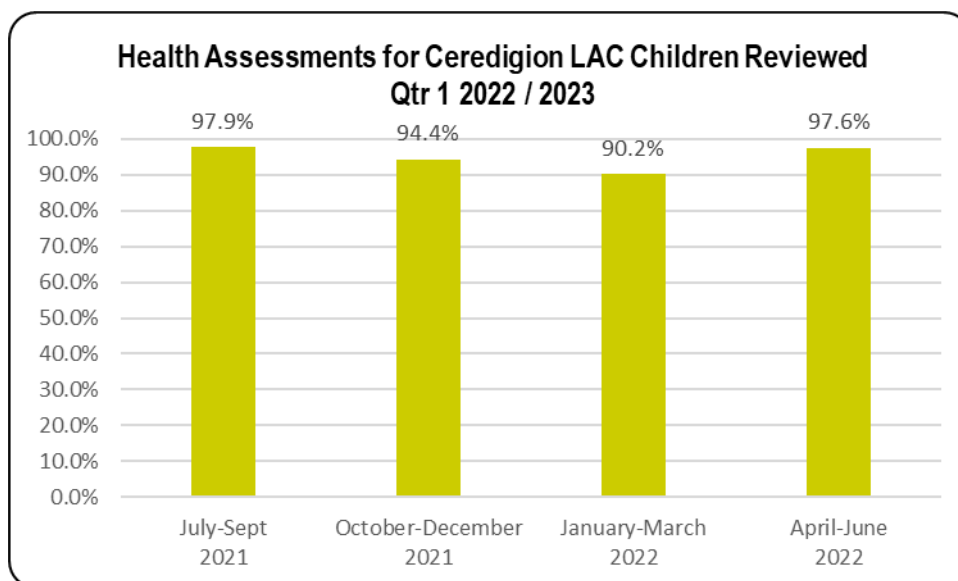
20. Number of Looked After Children's names on the Child Protection Register.

- 6 (7.2%) Reviews confirmed that the young person's name was included on the Child Protection Register.

21. Number and percentage of Looked After Children who received Health Assessments in accordance with statutory requirements

Target Set 100%- Target achieved 97.6%

- 81 (97.6%) Children/Young People Looked After had an up-to-date health assessment reported at their review, which compares to 90.2% in the previous quarter.
- 2 (2.4%) Children/Young People Looked After did not have an up-to-date health assessment at their review, it was however confirmed that these are now in place.



22. The percentage of children registered with a dentist within 20 working days of becoming looked after

Target set: 100% Target Achieved 88.9%

Registered with a dentist

The data for registering a child / young person with a dentist within 20 days of start of placement relates to 9 children / young persons.

- 8 (88.9%) Reviews recorded that the child / young person was registered with a dental practitioner within 20 working days of the start of placement.
- 1 (11.1%) Review noted that the child / young person was yet to be registered with a dental practitioner.

Registered with a dentist

The data for this performance indicator relates to 77 Children / Young persons as 6 Children / Young persons having a first LAC Review were taken out of the above equation to coincide with National Measure requirements.

- 75 (97.4%) Children and young people were registered with a dentist. This compares to 86.0% in the previous quarter.
- 2 (2.6%) Children and young people needed to be registered with a dentist; it was noted that registration subsequently took place for 1 young person and for the other young person it was an action from the review.

23. National Measure 30: Number and percentage of Looked After Children who have had their teeth checked by a dentist within 3 months of becoming Looked After.

Seen by a dentist

The data for being seen by a dentist within 3 months of becoming looked after relates to 8 children.

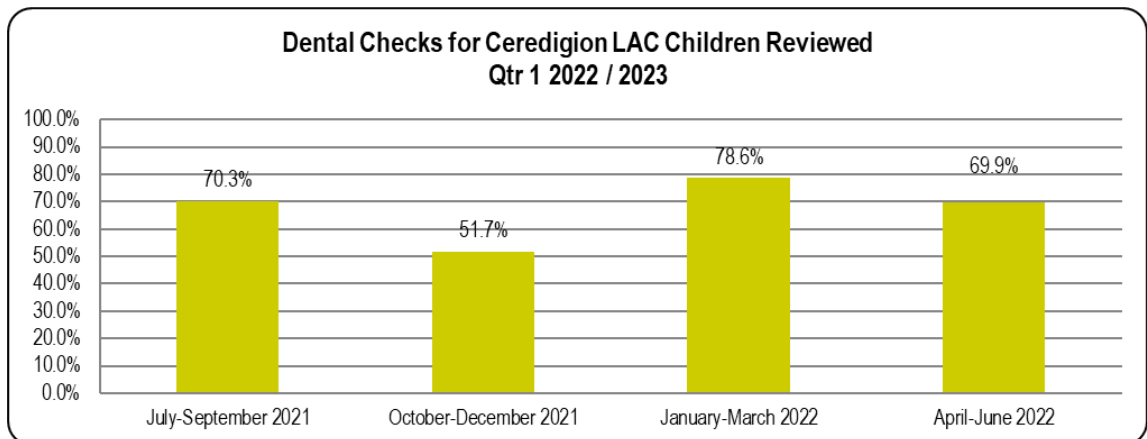
- 4 (50.0%) Reviews recorded that the child / young person had been seen by a registered dentist within 3 months of becoming LAC.
- 40 (50.0%) Review recorded that the child / young person had not been seen by a registered dentist within 3 months of becoming LAC.

Seen by a dentist

Target Set 90% - Target achieved 69.9%

The data for this performance indicator relates to 73 Children / young persons as 10 Children / Young persons were under 2 years of age and / or having their first LAC Reviews and were taken out of the above equation to coincide with National Measures requirements.

- 51 (69.9%) Children and young people were recorded as having a dental check during the preceding 12 months, which compares to 78.6% in the previous quarter.
- 22 (30.1%) Children and young people were recorded as not having had dental checks.



24. National Measure 31: Percentage of children looked after who were registered with a GP within 10 working days of the start of their placement

- 15 (88.2%) Reviews recorded that the child was registered with a provider of general medical services within 10 working days of the start of placement.
- 2 (11.8%) Reviews reported that this action remained outstanding; this was a recommendation from the review and both are now registered.

25. Number and percentage of children looked after who were registered with a GP

Target Set 100% - Target achieved 98.8%

- 82 (98.8%) Children and young people were registered with a GP, which compares to 98.4% in the previous quarter.
- 1 (1.2%) Review recorded that the child / young person needed to be registered with a GP.
- 73 (90.1%) Children had their immunisations up to date.
- 8 (9.9%) Children were late in receiving their immunisations. 3 Of these young people are Unaccompanied Asylum-Seeking Children (UASC) and are offered an accelerated programme as there is incomplete previous immunisation history; 1 further young person was reviewed twice in the quarter and was refusing to engage; however immunisations will continue to be offered.

2 Reviews were taken out of the equation as the parent was refusing to allow the child to have an immunisation.

26. Number and percentage of Looked After Children assessed as requiring CAMHS services that are referred and receive an assessment /service.

Target: 50%

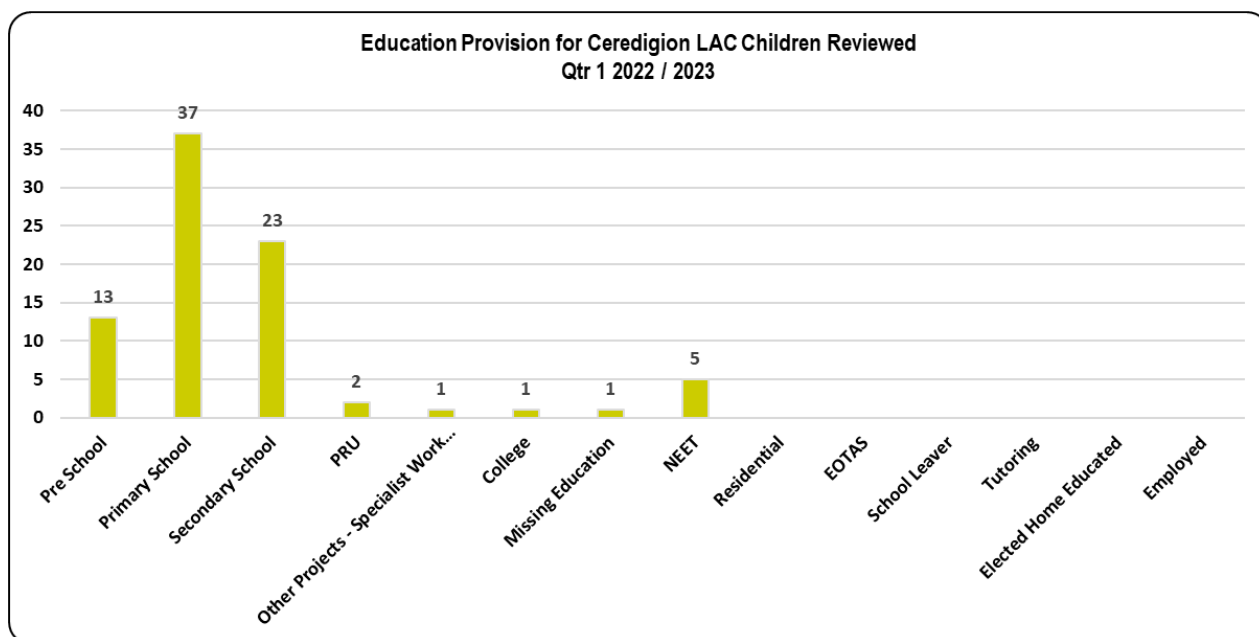
Actual Performance

- 6 (7.2%) LAC Reviews recorded that a child/young person had been referred to CAMHS, it was confirmed at 3 Reviews that the referral had been accepted for the child/young person.
- 75 (96.2%) LAC Reviews recorded that children/young people's mental/emotional health had been considered during the Health Assessment and/or during discussions in the meeting.
- 3 (3.8%) Reviews recorded that the mental health issues had not been considered.
- 5 Reviews recorded that the child / young person was too young, these were therefore taken out of the equation.

27. Nature of Education Provision:

During this quarter the children and young people reviewed were in the following educational provision.

| Education Provision | |
|--|-----------|
| Pre-school children | 13 |
| Primary school pupils | 37 |
| Secondary school pupil | 23 |
| PRU | 2 |
| Other Projects-Specialist Work Placement | 1 |
| College | 1 |
| NEET | 5 |
| EOTAS | |
| Missing Education | 1 |
| Residential | |
| School Leaver | |
| Tutoring | |
| Elected Home Educated | |
| Employed | |
| Total | 83 |



28. Number and percentage of Looked After Children of school age who had a Personal Education Plan within 20 school days of entering care or joining a new school.

Target Set 70% - Target achieved 100.0%

The data for this performance indicator relates to 59 children / young persons who were of compulsory school age and therefore eligible for a Personal Education Plan.

- 59 (100.0%) Children and young people of statutory school age had an up-to-date Personal Education Plan.
 - 8 (100.0%) Reviews recorded that the PEP had been completed within 20 school days of becoming Looked After or 20 school days of a change in school as required.
 - 51 (100.0%) Reviews recorded that the young person had an up-to-date Personal Education Plan.

- 13 (21.0%) Children and young people attending school/college were identified as having a recognised highest additional learning need.

- 24 (39.3%) Reviews deemed that the children / young persons attending school/college were underachieving educationally. All 24 (100.0%) Reviews recorded that the young people were receiving support.

- 7 (87.5%) Reviews identified that the educational provision had been put in place at the start of the placement.

- 1 (12.5%) Review recorded that the educational provision was not in place at start of placement, this was due to transport issues.

- 0 (0.0%) Reviews identified that there had been a period whereby the child / young person had been out of education awaiting a school placement

29. National Measure 32: Percentage of Looked After Children who have changed schools and outside of transitional arrangements

Target Set 0% - Target achieved 1.7%

- 1 (1.7%) Review recorded a change of school which was not transitional, which compares to 10.8% in the previous quarter.

30. Number and percentage of Looked After Children who were excluded from school

Target Set 12% fixed term exclusion – Target achieved 1.7%

Target Set 1% permanent exclusion – Target achieved 0.0%

- 1 (1.7%) Review reported that the young person had been excluded on a fixed term basis during the review period. This compares to 2.7% in the previous quarter.
- 0 (0.0%) Reviews reported that the young person had been excluded from school permanently, which is consistent with the previous quarter.

There were exclusions during this quarter: -

8 sessions – 4 days

SECTION THREE

CONSULTATION AND PARTICIPATION

1. **Local Performance Indicator: Number and percentage of Looked After Children of age and understanding consulted by the Social Worker or attended their review**

Target Set 100% – Target achieved 100.0%

The data for this performance indicator relates to 62 reviews as 21 reviews recorded that the children / young persons were not of an age and level of understanding to be included in the consultation process although 5 of these children / young people were present at their review.

- All 62 (100.0%) Reviews recorded that consultation had taken place

Breakdown of consultation

25 Children / young people attended their review via Teams.

37 Children / young people completed consultation papers or/and had their views represented by professionals, parents, carers or advocates.

- The IRO had direct contact with 2 child / young person during the review period outside of the review meeting.

2. **Local Performance Indicator: Number and percentage of Children who were aware of their right for an Advocacy Service / Independent Visitor Scheme**

Target Set 100% - Target achieved 100.0%

The data for this performance indicator relates to 67 reviews as 16 reviews recorded that the children / young people reviewed were not of an age and understanding to be informed about their right for Advocacy / Independent Visitor Scheme and were therefore taken out of the equation.

- 67 (100.0%) Children / young persons were informed of their right for an Advocacy / Independent Visitor Scheme and a referral made.

3 Local Performance Indicator: Number and percentage of Children informed about the Complaints Procedure

Target Set 100% - Target achieved 100.0%

The data for this performance indicator relates to 52 reviews as 31 reviews recorded that the children / young people were not of the age / level of understanding and were therefore taken out of this equation.

- All 52 (100.0%) Children / young people knew about the complaints process, which is consistent with the previous quarter.

4 Local Performance Indicator: Number and percentage of Parents consulted by the Social Worker before the review or who attended the review

Target Set 80% - Target achieved 100.0%

The data for this performance indicator relates to 77 reviews as 6 reviews recorded that the parents were not involved in the statutory review process and these were therefore taken out of the above equation.

- All 77 (100.0%) Parents completed consultation papers or met with / spoke with the IRO prior and / or after the review or / and attended the review themselves or / and had their views represented by a professional.

Breakdown of consultation

Consultation Papers were sent to all 77 reviews.

50 Reviews confirmed that the parents were present; or spoke to the IRO by phone prior and/or after the review.

5 Local Performance Indicator: Number and percentage of Foster Carers consulted by the social worker or attends the Child's Review

Target Set 100% - Target achieved 100.0%

The data for this performance indicator relates to 66 reviews as 17 reviews recorded that the child was placed with a parent or living independently, these reviews were therefore taken out of the equation.

- 66 (100.0%) Foster Carers completed consultation papers or / and attended the reviews during this period.

6 Local Performance Indicator: Number and percentage of Health Representative attending the Review or Sending a Report

Target Set 100% - Target achieved 89.2%

- 74 (89.2%) Reviews confirmed that information regarding health was available for the meeting.
- 9 (10.8%) Reviews reported that there was no health information at the meeting.

Comment: When the young person is placed out of area the health invite needs to be sent to the host health team, we continue to try and improve the information received.

7. Local Performance Indicator: Number and percentage of a School Representatives attending a Review or Sending a Report

Target Set 100% - Target achieved 98.4%

- 61 (98.4%) LAC Reviews had a school representative attend or provided a written report, which compares to 97.6% in the previous quarter.

8. Local performance Indicator: Number and percentage of LAC Review Documents completed by the Social Worker prior to the review

Target Set 100% - Target achieved 77.1%

- 64 (77.1%) LAC Reviews confirmed that the LAC Review document had been completed by the Social Worker prior to the review, this compares to 83.6% in the previous quarter.
- 19 (22.9%) LAC Reviews confirmed that the LAC Review document had not been completed by the Social Worker prior to the review.

Comment: The staffing capacity has had an impact on documentations being completed by social workers prior to reviews in this quarter.

**SECTION FOUR:
ISSUE RESOLUTION PROTOCOL**

The Issue Resolution Protocol was not initiated during this period for any child by the IRO.

Although it was noted that Mid-Point reviews were not taking place, where needed, IRO were bringing reviews forward when there were concerns.

SECTION FIVE

EVALUATION

This information was unavailable for this quarter

SECTION SIX

PATHWAY PLANNING

For over 16 years old and not LAC / over 18 year old care leavers

13 Pathway Plan Reviews were held during the quarter.

- 1 Performance Indicator: Percentage of Pathway Plan Review held within timescales**

 - 10 (76.9%) Pathway Plan Reviews were held within timescales, which compares to 84.4% in the previous quarter.
 - 3 (23.1%) Pathway Plan Reviews were held out of timescales. The reasons recorded were as follows: -
 - For 1 young person it was to coincide with other meetings that were taking place.
 - 2 Further reviews were delayed allowing attendance of other professionals

- 2 Performance Indicator: Percentage of Young Persons with allocated Personal Advisor / Social Worker**

 - It was identified at all 13 (100%) reviews that all the young persons had an allocated Social Worker or/and Personal Advisor.

- 3 Performance Indicator: Percentage of Pathway Plan Review Record Completed for the Meeting**

 - The Review Record had been completed for 11 (84.6%) Pathway Plan reviews, which compares to 75.0% in the previous quarter.
 - 2 (15.4%) Reviews reported that the Review Record had not been completed at the time of the review.

- 4 Performance indicator: Percentage of Young People Consulted for the Review Meeting**

 - All 13 (100.0%) Reviews confirmed that the young person had his / her views represented at the review or / and attended the review.

- 5 Performance indicator: Percentage of Young People attending their Review Meeting**

 - 3 (23.1%) Reviews recorded that the young person attended their review.

- 10 (76.9%) Reviews recorded that the young persons had not attended their review.

6 Performance Indicator: Percentage of Pathway Plan meeting young person's needs

- 10 (76.9%) Reviews confirmed that the Pathway Plan was meeting the young person's needs.
- 3 (23.1%) Reviews reported that the Pathway Plan wasn't meeting the young persons' needs; the reasons recorded were as follows: -
 - For 1 young person a new placement needed to be identified as current 'When I am Ready' Placement was coming to an end due to carers relocating.
 - 1 Young person was missing at the point of his/her review.
 - For 1 further person, the Pathway Plan needed to be updated.

7 Performance Indicator: Percentage of Pathway Plans updated prior to Leaving Care/18th Birthday

- 1 (0.0%) Pathway Plan Review reported that the Pathway Plan had not been updated prior to the young persons' leaving care/18th Birthday.

8 Evaluation This information was unavailable for this quarter

SECTION SEVEN

REGULAR SHORT BREAK CARE

There were no Regular Short Break Care Review held during the quarter.

SECTION EIGHT

SHORT BREAKS

There were no Short Break Reviews held during this period

SECTION NINE

FOSTER CARER REVIEWS

There were no Foster Carer reviews undertaken by the Independent Reviewing Service during this period

Cyngor Sir CEREDIGION County Council

REPORT TO: Cabinet

DATE: 14 February 2023

TIME: 10:00am

TITLE: Recommendation from the Healthier Communities Overview and Scrutiny Committee in relation to its meeting held on the 23rd January 2023, to consider the Independent Reviewing Service Performance Management Reports Qtrs 1 & 2, 2022-2023

BACKGROUND:

At its 23rd January 2023 Committee meeting, the Healthier Communities Overview and Scrutiny Committee considered the Independent Reviewing Service report, quarters 1 & 2, 2022-2023 so as to monitor the progress of Looked After Children through Independent Reviewing Officers scrutiny of their plans and placements during the first two quarters of the 2022/2023 period. The information contributes to Members fulfilling their roles as Corporate Parents.

Committee Members expressed their appreciation to the Officers for their continued hard work and asked that the message is relayed to all Staff within this Service area.

RECOMMENDATION:

Following discussion, Committee Members recommend that Cabinet:

- note the contents of the report and the levels of activity within the Local Authority.

Councillor Caryl Roberts
Chairman of the Healthier Communities Overview and Scrutiny Committee